

Indicadores Turísticos de Tenerife invierno (nov-abr) 14/15

Turistas alojados

Tenerife
2.491.848
(-2,7%)

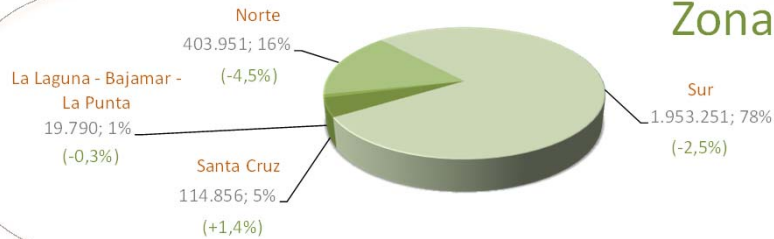
Hotelero
1.657.525;
67%
(-1,3%)



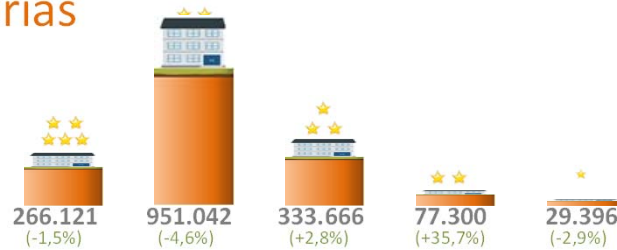
Extrahotelero
834.323; 33%
(-5,3%)



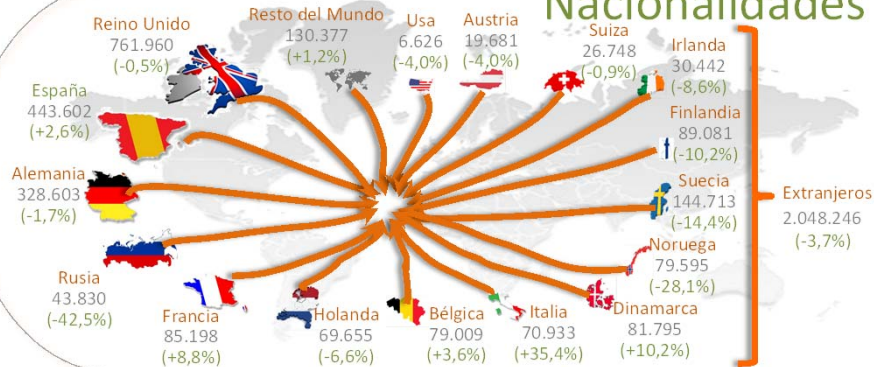
Zonas



Categorías



Nacionalidades



Pernoctaciones

Tenerife
19.755.900
(-3,3%)

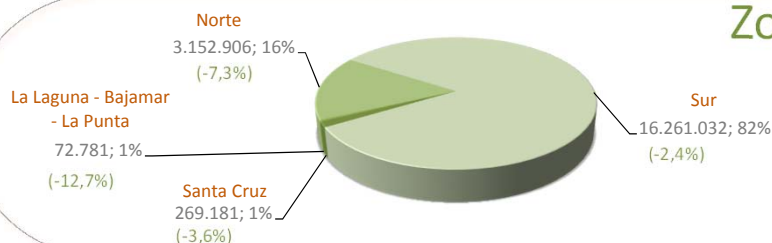
Hotelero
12.166.906;
62%
(-3,0%)



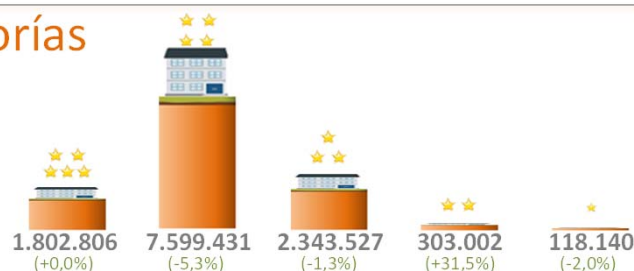
Extrahotelero
7.588.994; 38%
(-3,6%)



Zonas

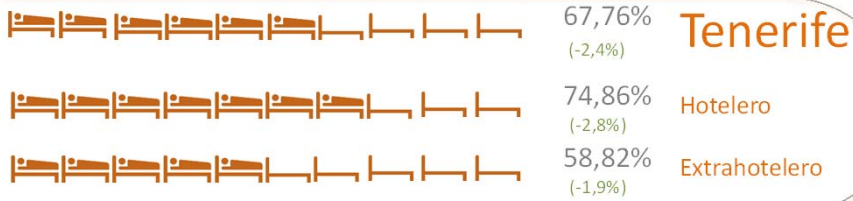


Categorías

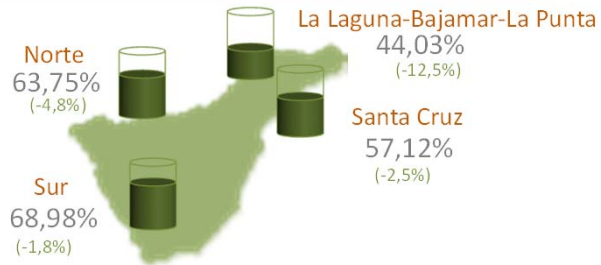


Indicadores Turísticos de Tenerife invierno (nov-abr) 14/15

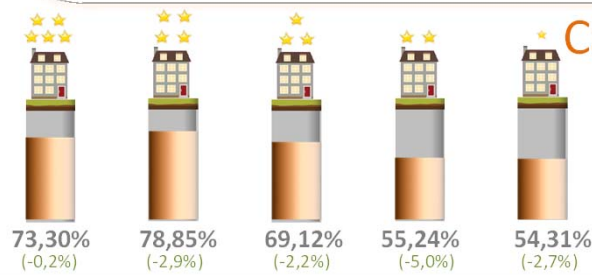
Índice de ocupación



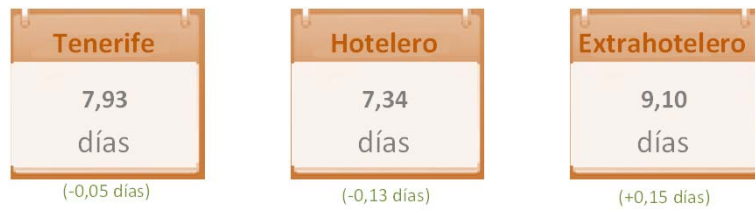
Zonas



Categorías




Estancia media



Zonas

Categorías



(* variación interanual)

Fuente: Desarrollo Económico Cabildo de Tenerife. Elaboración: Turismo de Tenerife