

Indicadores Turísticos de Tenerife invierno (nov-abr) 13/14

Turistas alojados

Tenerife

2.560.126

(+6,3%)

Hotelero

1.679.478;

66%

(+8,4%)



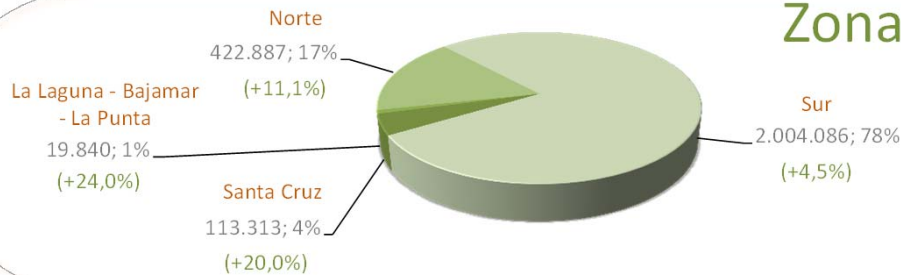
Extrahotelero

880.648; 34%

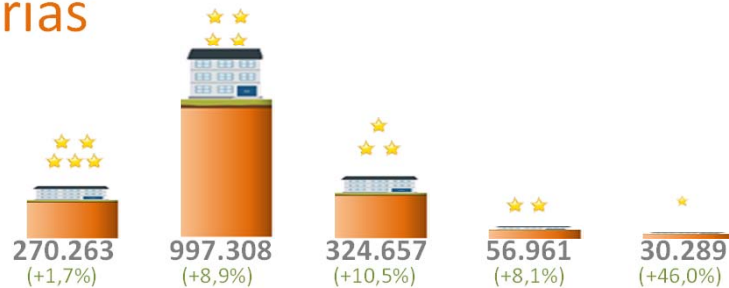
(+2,5%)



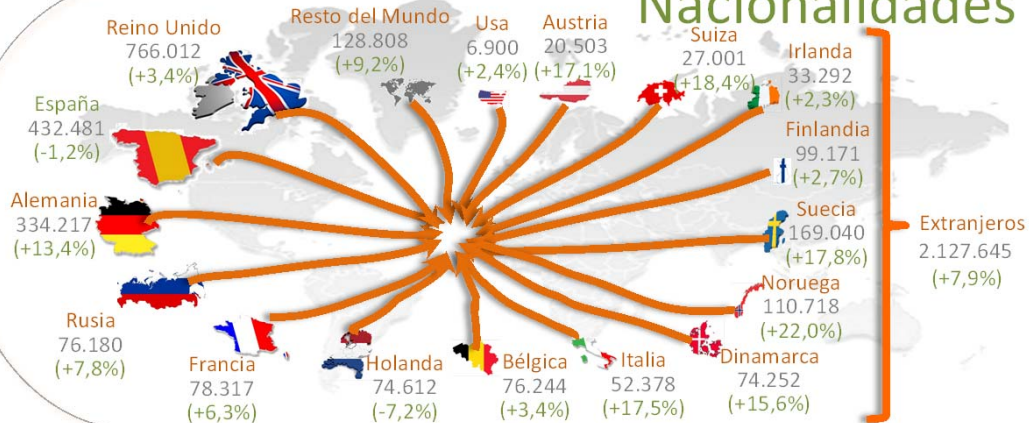
Zonas



Categorías



Nacionalidades



Indicadores Turísticos de Tenerife invierno (nov-abr) 13/14

Pernoctaciones

Tenerife
20.424.146
(+6,0%)

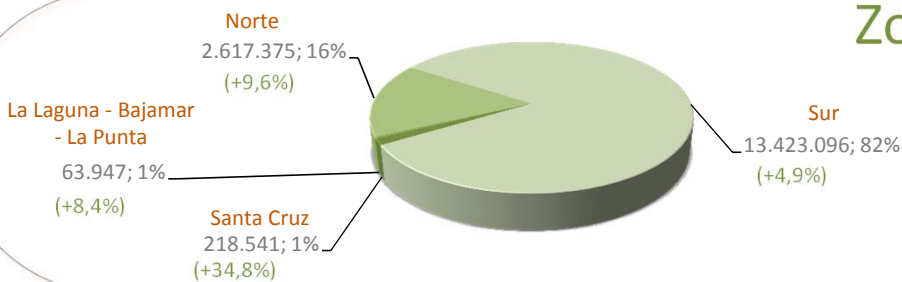
Hotelero
12.549.351;
61%
(+7,5%)



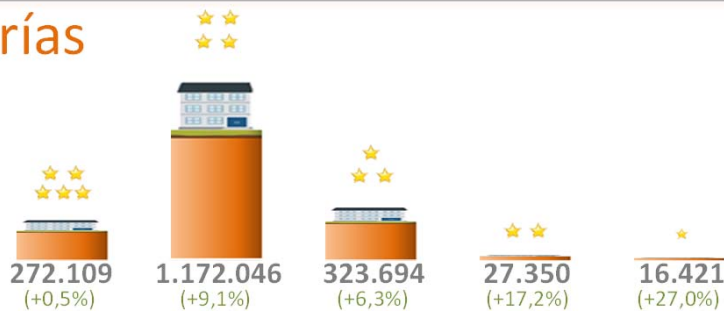
Extrahotelero
7.874.795; 39%
(+3,6%)



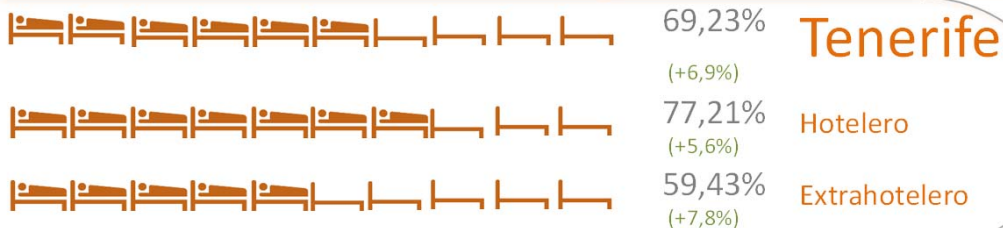
Zonas



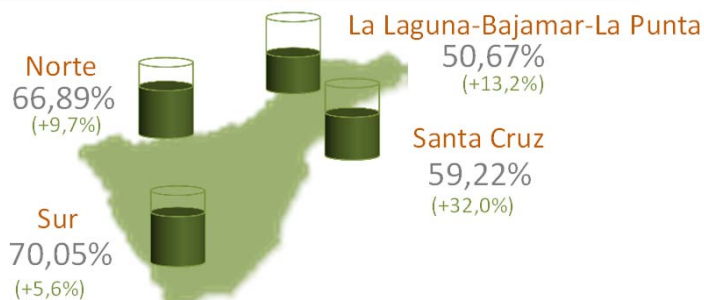
Categorías




Índice de ocupación



Zonas




Categorías

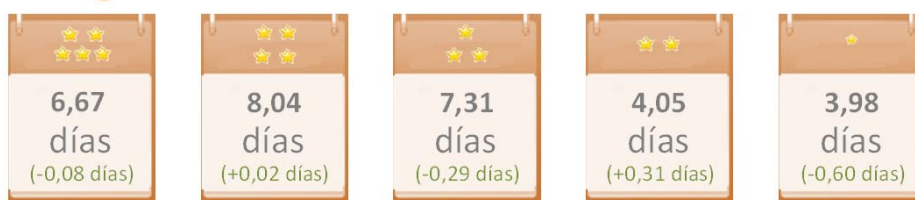


Indicadores Turísticos de Tenerife invierno (nov-abr) 13/14

Estancia media



Categorías



(* variación interanual)

Fuente: Desarrollo Económico Cabildo de Tenerife. Elaboración: Turismo de Tenerife