


Indicadores Turísticos de Tenerife acumulado a julio 2017

Turistas alojados

Tenerife

3.296.020
(+1,9%)

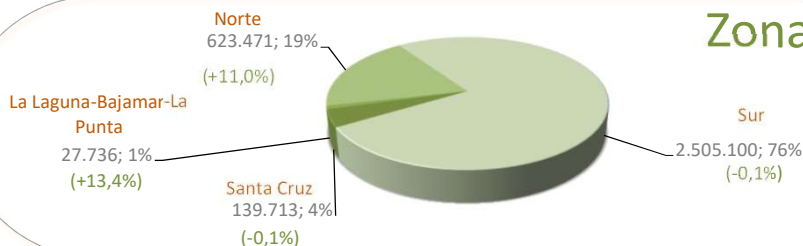
Hotelero
2.232.391; 68%
(+1,6%)



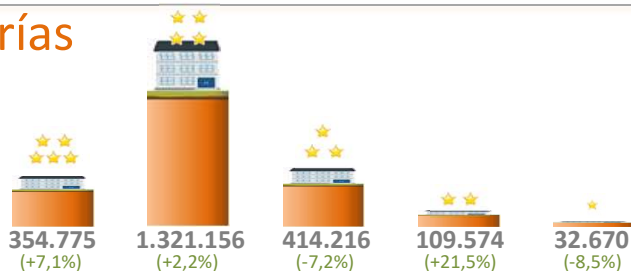
Extrahotelero
1.063.629; 32%
(+2,4%)



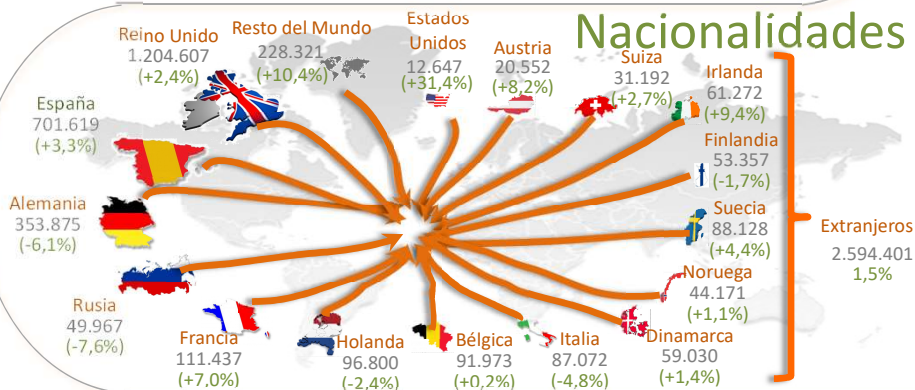
Zonas



Categorías



Nacionalidades

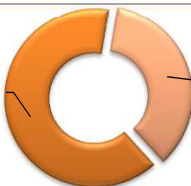


Pernoctaciones

Tenerife

24.262.326
(0,0%)

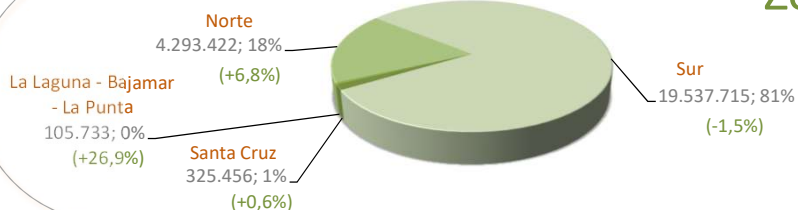
Hotelero
15.592.054
64%
(-0,8%)



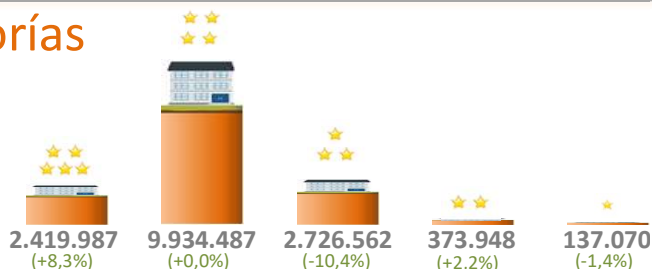
Extrahotelero
8.670.272
36%
(+1,4%)



Zonas




Categorías

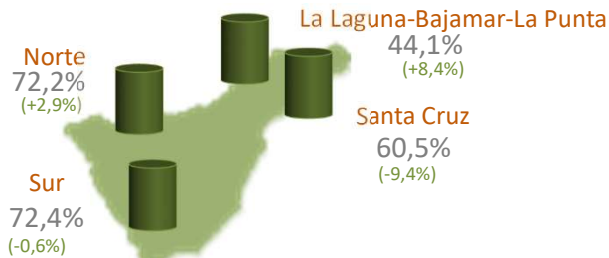


Indicadores Turísticos de Tenerife acumulado a julio 2017


Índice de ocupación




Zonas



Categorías

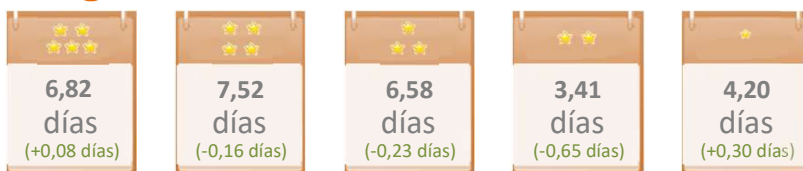


Estancia media



Zonas

Categorías



(* variación interanual)

Fuente: Desarrollo Económico Cabildo de Tenerife. Elaboración: Turismo de Tenerife