


# Indicadores Turísticos de Tenerife I semestre 2017

## Turistas alojados

### Tenerife

**2.777.659**  
(+2,2%)

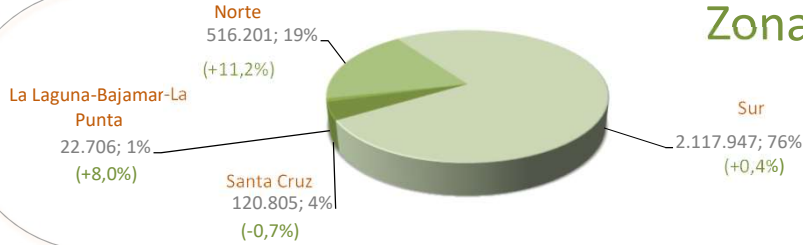
**Hotelero**  
1.885.785; 68%  
(+1,7%)



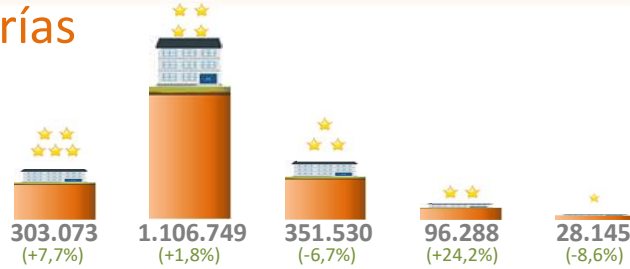
**Extrahotelero**  
891.874; 32%  
(+3,4%)



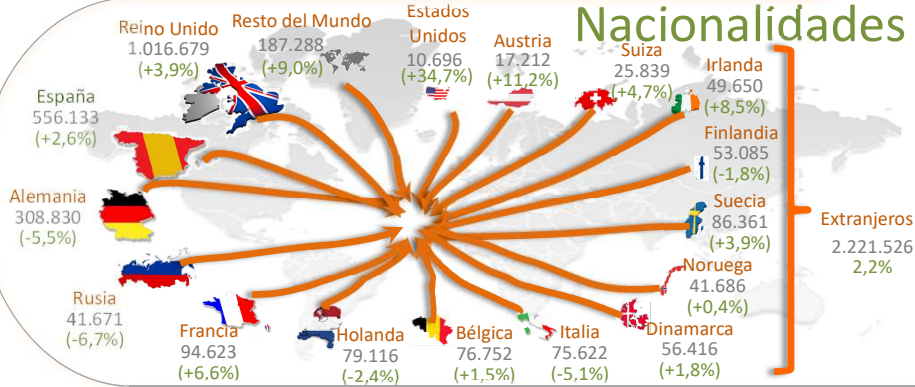
### Zonas



### Categorías



### Nacionalidades

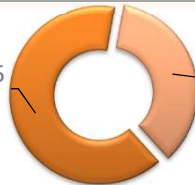


## Pernoctaciones

### Tenerife

**20.389.469**  
(+0,1%)

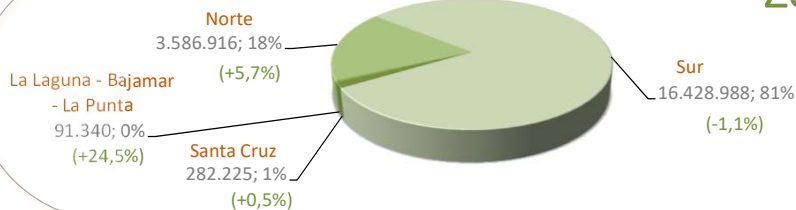
**Hotelero**  
13.146.075  
64%  
(-0,6%)



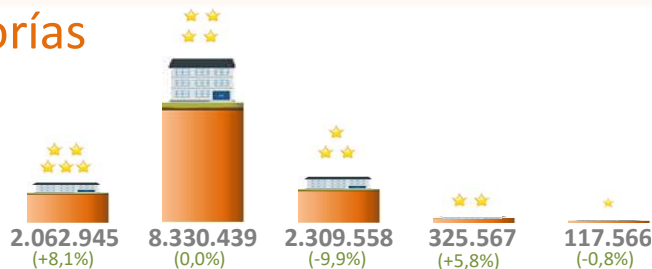
**Extrahotelero**  
7.243.394  
36%  
(+1,5%)



### Zonas




### Categorías

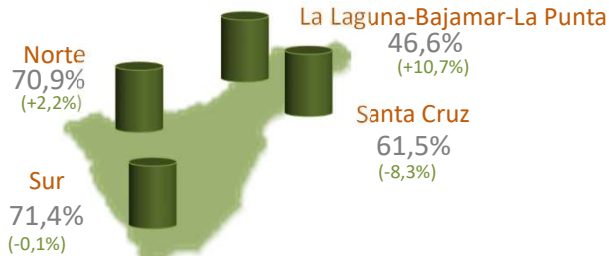


# Indicadores Turísticos de Tenerife I semestre 2017

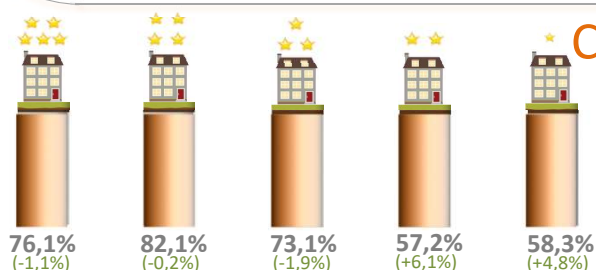
## Índice de ocupación




## Zonas



## Categorías

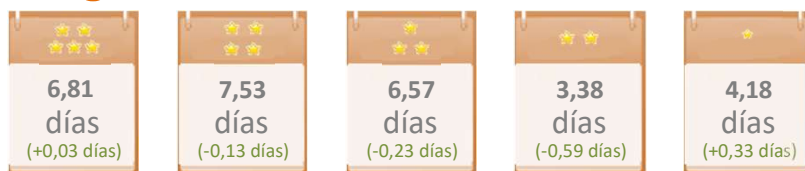


## Estancia media



## Zonas

## Categorías



(\* variación interanual)

Fuente: Desarrollo Económico Cabildo de Tenerife. Elaboración: Turismo de Tenerife